

Safe, convenient and value maintaining:
Böckmann – Trailers for professionals.



Platform trailers

FIRST CLASS TRANSPORT



All platform trailers look the same.

The Böckmann platform trailer range at a glance.

Single axle models



Aluminium platform trailers from the HL series:

Page

4-5

Twin axle models



Aluminium platform trailers from the HL series:

Page

6-7

Twin axle models with low loading height



Aluminium platform trailers from the HL-F series:

Page

8-9

Range of accessories

Page

10-13

WCFplus chassis:

Other original Böckmann accessories:

An overview of original Böckmann accessories:

Technical data

Page

14

Böckmann: Trailers for professionals.

Original Böckmann platform trailers are characterised by a host of different innovations and detailed solutions, such as the sidewalls that fold down on all four sides for convenient loading and unloading and the rattle-free lashing



Innovation from tradition In Lastrup in Lower Saxony, more than 300 employees have always coupled solid craftsmanship with modern production technology to achieve professional "made in Lastrup" quality – since 1956.

bars recessed in the side panels. Another feature that makes your Böckmann trailer a genuine professional trailer: The stable design. All models have a particularly durability. Ideal for all lightweight and heavy-duty daily

transport tasks. Advantages that benefit Böckmann users all over the world – and that applies not only for our platform trailers.

As the market leader in Germany and one of the leading brands in Europe, Böckmann has enjoyed success in the "supreme discipline" of horse trailer construction for more than 60 years. Knowledge and innovative working methods from horse trailer construction have always been used to develop products in the professional trailer segment. Consistent customer orientation is always the main focus here. Solutions developed in this way will accommodate your needs in daily use. Benefit from a high degree of functionality, impressive handling, maximum security and outstanding price-performance ratio. The design leaves nothing to be desired either. Of course, you should see for yourself by reading the following pages and then visiting your nearest friendly and competent Böckmann dealer, who will gladly advise you!

Until you take a closer look!

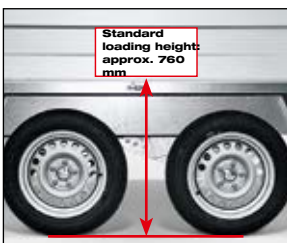
Pay attention to the details.
They are worth a comparison!

More Convenient



Automatic jockey wheel

The wheel automatically folds up when the trailer is cranked up (partly accessories)



Tyres

Tyres with high ground clearance for difficult terrain; ideal driving characteristics (from model HL-AL 3218, excluding HL-AL-F models)

More Practical



XXL loading capacity

Optimum utilisation due to the large load platform and 350 mm aluminium sidewall

(HL-AL 2514, HL-AL 2516 and HL-AL 3016 with sidewall height of 300 mm)



Hinges


Solid cast hinges – sidewall can be detached when positioned horizontally



Sidewalls


Can be folded down on four sides for easy loading and unloading (front wall on some versions does not fold completely horizontal)

Longer-lasting



Axle support **V-drawbar**


Extremely wide axle support and V-drawbar secured by bolts provide outstanding driving stability and are easy to replace



Floor

Optimum protection against moisture due to silicone sealing; solid, hot-dip galvanised corner steel rungs for frame and pvc canvas, for example

Corner rungs



Cross and longitudinal beams

Solid longitudinal and cross beams are bolted to one another and the outside frame for extreme strength

Safer




Lashing bar with spring

Practical lashing options for fast, rattle-free transport fixture



WCFplus chassis

World-class chassis of automotive standards (WCFplus) for transporting fragile goods (accessory)



Transport fixture

Recessed lashing rings, locking bar with anchor rail and sidewall gallery (accessory)

Practical from all sides.

Four times as versatile: With four folding sidewalls, the single axle models of the robust Böckmann platform trailer can be loaded quickly and easily from all four sides. This applies for both the braked and unbraked version. Manufactured from high-quality aluminium and able to carry a payload of more than one tonne, the single axle models are the perfect, reliable

partner for smaller transport loads. In addition to the comprehensive range of basic equipment, you can equip your Böckmann trailer with original Böckmann accessories according to your needs. One thing is for sure: Whether for private or professional use, the practical single axle trailer always gets the job done.



Illustration: HL-AL 2514/75
Platform trailer, single axle model,
unbraked and jockey wheel (accessory)




Illustration: HL-AL 2514/135

Prepared for every occasion:
The steel mesh attachment (accessory) is perfect for lightweight materials. Böckmann recommends using a container net to prevent materials from blowing onto the road.

Maximum safety when on the road:
Rattle-free lashing bars (max. traction force 500 kg) for transporting your load securely.

Low loading height - outstanding driving comfort:
The single axle models from the HL series are fitted with special low-profile tyres that reduce the loading height to a comfortable 650 mm.



See page 14 for additional technical data and the exact model designation. Your kind and competent Böckmann partner will gladly advise you.

An overview of model variants	
L x W (mm)	Total weight (kg)
2560 x 1400	750/1350/1500
2560 x 1650	1350/1500




Illustration: HL-AL 2513/135
Platform trailer, single axle model,
braked, with jockey wheel (accessory)

A professional with profile:

The special low-profile -tyres on all single axle models reduce the loading height to a minimum of 650 mm. The low centre of gravity enhances the driving comfort of the HL-AL models.



Benefits on all sides:

The four sidewalls on the HL-AL models can be folded down to make loading easier (front wall on some versions does not fold completely horizontal)*. The series standard steel corner rungs can be easily removed to retrofit frame and pvc canvas, a steel mesh attachment or a front wall gallery.

Impressive down to the finest detail:

The excellent stability, extended durability and shiny appearance of the anodised double-web aluminium profiles are impressive.



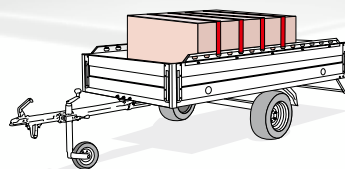
Basic equipment of platform trailers, single axle models

Chassis construction

- Platform trailer construction consisting of a torsionally rigid, galvanised basic frame with solid profiled steel bridge [1]
- Low loading height (610 or 650 mm) due to special low-profile tyres (on all single axle models) [2]
- Maintenance-free rubber axle with individual wheel suspension [3]
- Large safety lights with integrated rear fog light – the stable crossbeam provides effective protection for the lights [4]

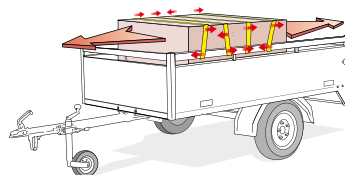
Body construction

- Robust anodised aluminium double sidewalls (300 mm high), all four sides fold down (front wall on some versions does not fold completely horizontal) for convenient loading and unloading from all sides* [5]
- Maximum load area thanks to solid construction of trailer platform
- 8 robust recessed buckles for quickly securing and releasing the sidewalls [6]
- 4 rattle-free lashing bars for securing loads safely are recessed in the side panel – additional lashing bars can be retrofitted if required [7]
- 4 steel corner rungs provide the option of inserting a front wall gallery, steel mesh attachment or pvc canvas [8]
- Stable, non-slip screen printed flooring – multi-bonded and waterproof [9]



Everything perfectly balanced:

The original Bockmann sidewall gallery (accessory) allows you to secure the load with precision (up to 150 kg).



On a conventional railing, the lashing strap often shifts along the railing and the load may move!

Outstanding support in any transport situation:

The robust jockey wheel mounted on the solid drawpipe (accessory) delivers what it promises.

A safe choice:

The front wall gallery (accessory) increases transport and road safety – especially when transporting large objects upright.



* Front wall cannot be folded completely if sidewall extensions and the box attachment are fitted

Extremely good for extreme requirements.

The twin axle version of the original Böckmann platform trailers can transport heavy goods with ease and retain their value over time. They are specially designed for demanding requirements and perfectly adapted for the convenient transport of heavy-duty loads. But that is not everything: Divided sidewalls are included

in the basic equipment of trailers five meters or longer. Needless to say, the robust twin axle models leave nothing to be desired: The Böckmann accessories range includes a large selection of individual extras!



Illustration: HL-AL 3218/20
Platform trailer, twin axle model, braked, with sidewall gallery (accessory)



Illustration: HL-AL 4118/27

Running according to plan:

Frame and pvc canvas (accessories) allow versatile use and convenient transport. The bolted frame can be completely dismantled. The lateral sliding canvas (accessory) allows you to quickly and conveniently load and unload the trailer from the side.



Professional support:
An automatic jockey wheel is mounted on the solid V-drawbar of all twin axle models (HL-AL 2516 and HL-AL 3016 with standard jockey wheel) – to provide extra stability and crank up the trailer quickly.



Quality that stays the course:
The solid crossbeam construction consisting of a torsionally rigid, galvanised basic frame meets the most demanding professional requirements.



Everything runs perfect:
All HL-AL models are fitted with four folding sidewalls* and models longer than five meters are fitted with middle rungs and divided sidewalls as standard – for exceptional stability.

* Front wall cannot be folded completely if sidewall extensions and the box attachment are fitted



Illustration: HL-AL 3016/20
Platform trailer, twin axle model,
braked



Ramps easy to insert - another practical benefit from Bockmann:
Optional stable insertable aluminium loading rails as well as swivelling, removable telescopic crank drop legs for convenient loading and unloading are available for almost all platform trailer models.

Basic equipment for platform trailers, twin axle models

Chassis construction

- Platform trailer construction consisting of a torsionally rigid, galvanised basic frame with solid profiled steel bridge [1]
- Solid crossbeam construction for a high degree of stability and large payloads [2]
- Solid, type-tested and bolted V-drawbar that is inexpensive and quick to replace, if necessary, and ensures outstanding driving comfort [3]
- Automatic jockey wheel (HL-AL 2516 and HL-AL 3016 with standard jockey wheel) for cranking up the trailer quickly and conveniently [4]
- Solid cast coupling for exceptional stability and strength (from 3.0 t total weight) [5]
- Maintenance-free rubber axle with individual wheel suspension [6]
- Large safety lights with integrated rear fog light – the stable crossbeam provides effective protection for the lights [7]
- Impact-resistant, recyclable plastic mudguard [8]
- Large tyres [9]

Body construction

- Robust anodised aluminium double side-walls (300 mm high, 350 mm high from HL-AL 3218), all four sides fold down (front wall on some versions does not fold completely horizontal) for convenient loading and unloading from all sides* [10]
- Middle rungs (divided sidewalls) from length of 5 m for maximum stability [11]
- Maximum load area thanks to solid construction of trailer platform
- 8 or 12 (from HL-AL 5121) robust recessed buckles for quickly securing and releasing the sidewalls [12]
- 4 (HL-AL 2516), six (HL-AL 3016 to 4121) or 8 (HL-AL 5121 to 6224) rattle-free lashing bars for securing loads safely are recessed in the side panel – additional lashing bars can be retrofitted if required [13]
- 4 or 6 (from HL-AL 5121) removable steel corner rungs provide the option of inserting a front wall gallery, steel mesh attachment or frame and pvc canvas [14]
- Stable, non-slip screen printed flooring – multi-bonded and waterproof [15]

Accessories

Refer to pages 10-13 to view a comprehensive range of original Bockmann accessories.




Maximum safety when on the road:
Rattle-free lashing bars (max. traction force 500 kg) for transporting your load securely.



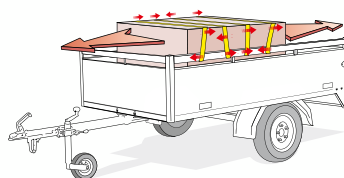
Storage space for important tools:
With generous dimensions (440 x 150 x 210 mm) and a max. load capacity of 20 kg, the extremely spacious storage box can also be locked (accessory).



A worthwhile investment:
With the optional extended sidewalls, the height of the walls can be increased from 350 to 500 mm – for large payloads*.



Everything perfectly balanced:
The original Bockmann sidewall gallery (accessory) allows you to secure the load with precision (up to 150 kg).



On a conventional railing, the lashing strap often shifts along the railing and the load may move!

An overview of model variants

L x W (mm)	Total weight (kg)
2560 x 1650	2000
3060 x 1650	2000
3240 x 1800	2000/2700/3000/3500
4140 x 1800	2700/3000/3500
4140 x 2100	2700/3000/3500
5140 x 2100	2700/3000/3500
6240 x 2100	2700/3000/3500
6240 x 2450	2700/3500

See page 14 for additional technical data and the exact model designation. Your kind and competent Bockmann partner will gladly advise you.

* Front wall cannot be folded completely if sidewall extensions and the box attachment are fitted

Low loading height – outstanding comfort: HL-F series.

The robust HL-AL-F models are incredibly practical for loading heavy or bulky transport goods and retain their value. With a low loading height of 640 mm and lower tyres (except HL-AL 2516 F and 3016 F), these platform trailer models are the first choice for transporting construction machinery or vehicles. The low ramp angle increases loading comfort: No need to spend time

adjusting equipment – simply load and unload your goods quickly and easily. Ideal for commerce, trade and industry professionals who attach great importance to smooth work and transport processes. Needless to say, you can still count on the usual long-lasting Böckmann quality.

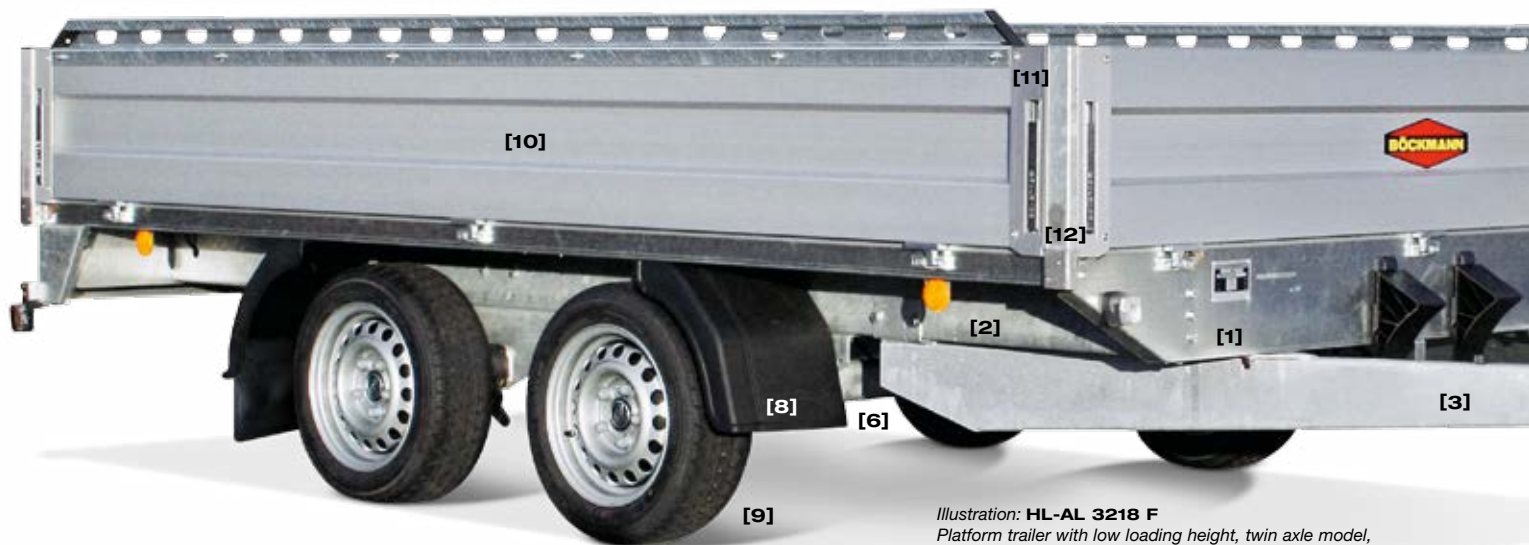


Illustration: HL-AL 3218 F
Platform trailer with low loading height, twin axle model, braked, with sidewall gallery (accessory)



Showing its real size: With the optional extended sidewalls (accessory), the height of the walls can be increased from 350 to 500 mm – for large payloads*. The special 10" tyres (except HL-AL 2516 F, 3016 F, 5121 F, 6221 F and 6224 F; instead of low-profile tyres) reduce the loading height from 640 to approx. 610 mm – for even greater loading and unloading comfort. The original Böckmann sidewall gallery (accessory) allows you to secure the load with precision to increase transport safety.

**Become a market leader:
the models from the KH series.**
Discover our van trailers with platform trailer construction. The models from the KH series are ideal as a trailer stall – enhancing your business opportunities. Simply ask your local Böckmann partner, who will gladly advise you!



Curious to know more?

Refer to the current Böckmann brochure for more information on the van trailer models from the KH series.
Just call us to order your free copy: +49(0)4472/895-0




* Front wall cannot be folded completely if sidewall extensions and the box attachment are fitted



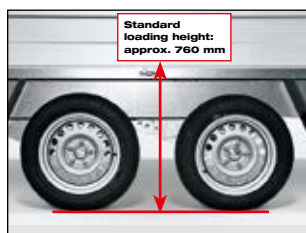
Illustration: HL-AL 4118/27 F
Platform trailer with low loading height,
twin axle model, braked



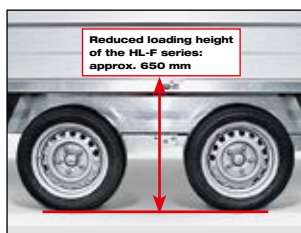
Protection from wind and all weather conditions:
The solid frame and pvc canvas construction (accessory) protects your transport goods no matter what the weather.



Right on track: Loading your HL-F series trailer could not be easier with original Bockmann aluminium loading rails (accessory) and a perfect ramp angle generated by the low loading height. The rails are easy to move and can be adjusted perfectly to any track width. The rail retainers with convenient fixing loop keep the rails fastened securely during transport. Your rails are safely stowed in two rail depositories (accessory).



Safe journey:
According to large tyres.



Lowering:
The low-profile tyres with a low loading height of approx. 650 mm guarantee convenient loading and unloading. While the low centre of gravity provides extra driving comfort.

Basic equipment for platform trailers with low loading height, twin axle models

Chassis construction

- Platform trailer construction consisting of a torsionally rigid, galvanised basic frame with solid profiled steel bridge [1]
- Solid crossbeam construction for a high degree of stability and large payloads [2]
- Solid, type-tested and bolted V-drawbar that is inexpensive and quick to replace, if necessary, and ensures outstanding driving comfort [3]
- Automatic jockey wheel for cranking up the trailer quickly and conveniently [4]
- Solid cast coupling for exceptional stability and strength (from 3.0 t total weight) [5]
- Maintenance-free rubber axle with individual wheel suspension [6]
- Large safety lights with integrated rear fog light – the stable crossbeam provides effective protection for the lights [7]
- Impact-resistant, recyclable plastic mudguard [8]
- Low-profile tyres [9]

Body construction

- Robust anodised aluminium double sidewalls (350mm high), all four sides fold down (front wall on some versions does not fold completely horizontal) for convenient loading and unloading from all sides** [10]
- Middle rungs (divided sidewalls) from length of 5 m for maximum stability
- Maximum load area thanks to solid construction of trailer platform
- 8 or 12 (from HL-AL 5121) robust recessed buckles for quickly securing and releasing the sidewalls [11]
- 6 (HL-AL 3218 F to HL-AL 4121 F) or 8 (HL-AL 5121 F to HL-AL 6224 F) rattle-free lashing bars for securing loads safely are recessed in the side panel – additional lashing bars can be retrofitted if required
- 4 or 6 (from HL-AL 5121 F) removable steel corner rungs provide the option of inserting a front wall gallery, steel mesh attachment or frame and pvc canvas [12]
- Stable, non-slip screen printed flooring – multi-bonded and waterproof [13]

Accessories

Refer to pages 10-13 to view a comprehensive range of original Bockmann accessories.

An overview of model variants

L x W (mm)	Total weight (kg)
2560 x 1650	2000
3060 x 1650	2000/2700
3240 x 1800	2000/2700/3000/3500
4140 x 1800	2700/3000/3500
4140 x 2100	2700/3000/3500
5140 x 2100	2700/3000/3500
6240 x 2100	3000/3500
6240 x 2450	3500

See page 14 for additional technical data and the exact model designation. Your kind and competent Bockmann partner will gladly advise you.


* Specified load capacities only apply to loading rails. Please always observe the permitted total weight or payload of your trailer before loading. – We recommend using the loading rails in combination with supports.

** Front wall cannot be folded completely if sidewall extensions and the box attachment are fitted

Original Böckmann accessories: Driving comfort of automotive standards.

Specially developed for users who appreciate a driving comfort of automotive standards: By popular request, Böckmann now offers a special range of selected platform trailers in twin axle design with standard (HL series) and low (HL-F series) loading height. For the first time, the trailers combine the qualities of a genuine Böckmann professional trailer with driving comfort of automotive standards – ideal for the exceptionally gentle transport of fragile items such as glass, ceramics and electronic

components. The coil spring chassis constructed by the Westphalian Works of Franz Knoebel und Söhne KG was further developed under the supervision of the traditional company Böckmann from Lastrup (a two hours drive from Hamburg) to create a world-class chassis of automotive standards (WCFplus). As a result, “Made in Germany” quality will continue in the future to meet the high expectations of many users who appreciate a ride comfort of automotive standards.



What transforms a chassis into a world-class chassis of automotive standards (WCFplus)? It sets three standards in the transportation of fragile goods:

- Chassis:** Frame with individually suspended triangular control arms [1]
Maintenance-free coil springs [2] and adapted shock absorbers [3] ensure maximum driving safety and directionally stable riding behaviour
- Suspension:** Individual wheel suspension [4] – adapted perfectly to the shock absorbers, with triangular control arms
Extremely smooth riding behaviour
- Traction:** Outstanding directional stability
Maximum driving safety – even at high cornering speeds
Individual wheel suspension with coil springs same as on a passenger vehicle



Illustration: HL-AL 3218/20 F
Platform trailer with low loading height, twin axle model,
braked, with sidewall gallery (accessory) and WCFplus chassis (accessory)

WCF PLUS

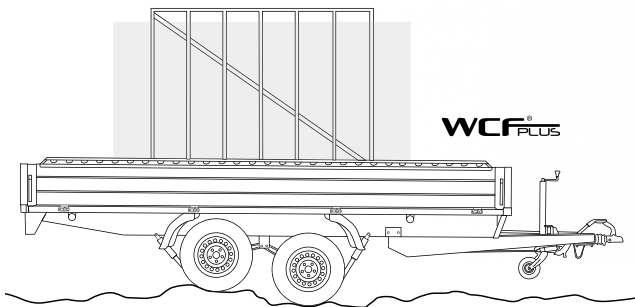
Always a good decision:

Selected twin axle models from both the HL series (with standard loading height) and the HL-F series (with low loading height) can be fitted with the world-class chassis (WCFplus) for a driving comfort of automotive standards.

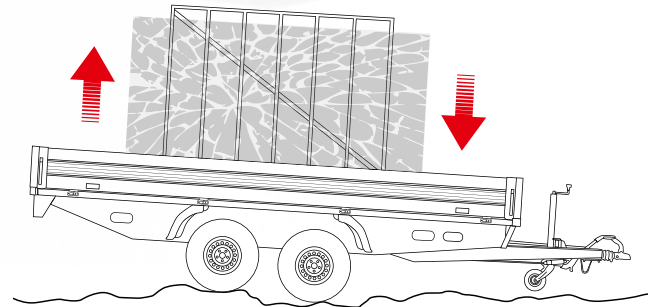


Illustration: HL-AL 3218/20
Platform trailer, twin axle model, braked,
with sidewall gallery (accessory) and
WCFplus chassis (accessory)

WCF[®] PLUS



WCF[®] PLUS



Overcoming every hurdle with ease:
The world-class chassis (WCFplus) offers a driving comfort of automotive standards – even the most fragile of transport goods will survive every journey undamaged.

No compromises:
When travelling over uneven surfaces, conventional chassis are unable to absorb bumps properly – fragile transport goods may become damaged as a result.



Illustration: HL-AL 3218/20 F
Platform trailer with low loading height,
twin axle model, braked, with sidewall gallery
(accessory) and WCFplus chassis (accessory)

WCF[®] PLUS

Basic equipment of platform trailers (twin axle version or with low loading height)

Refer to pages 6-7 to view the comprehensive range of basic equipment for the twin axle version of the platform trailers. Refer to pages 8-9 to view the range of basic equipment for the platform trailers with low loading height.

Available for the following models

Platform trailer, twin axle model	
L x W (mm)	Total weight (kg)
3240 x 1800	2700
4140 x 1800	2700
4140 x 2100	2700
Platform trailer, twin axle version (low loading height)	
L x W (mm)	Total weight (kg)
3240 x 1800	2700
4140 x 1800	2700
4140 x 2100	2700

See page 14 for additional technical data and the exact model designation. Your kind and competent Bockmann partner will gladly advise you.

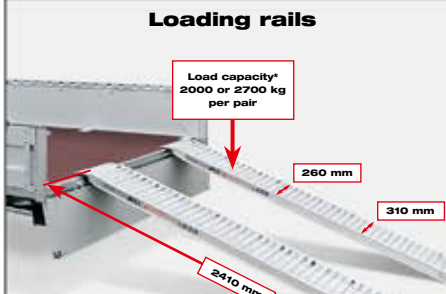


Exclusive from Bockmann - range of trailers with world-class chassis (WCFplus):
Driving comfort of automotive standards: Discover the selected range of low-loader models with aluminium or steel body [1], van trailers in low-bed design with plywood body [2], van trailers in platform design with plywood body as well as an exclusively selected range of horse trailers from the plywood, aluminium and polyester class [3].

Discover the original Böckmann range of accessories.

Your kind and competent local Böckmann partner will gladly advise you.

Loading rails




Load capacity* 2000 or 2700 kg per pair

260 mm

310 mm

2450 mm

Loading made easy:
With original Böckmann aluminium loading rails. Please consider the length of your platform trailer when selecting the rails.



Practical and safe:
The rail retainers with convenient fixing loop keep the rails fastened securely during transport.

Transport safety



[1]

[2]

[3]

Three times as secure:
The original Böckmann sidewall gallery [1], the recessed lashing ring [2] and the locking bars with anchor rail [3] secure loads safely.


Play it safe:
The front wall gallery increases transport and road safety – especially when transporting large objects upright.



Canvas systems



All under one roof: With frame and pvc canvas from Böckmann. Do you require a different canvas colour or height? Just ask us!



A solid argument:
The canvas and hoop construction can withstand the toughest conditions. The corner joints on the hoop construction [1] as well as the sliding canvas [2] are extremely solid. – Ideal for daily use.

Cable winch



Load and unload in an instant:
Robust, mechanical cable winch with winch base for convenient and safe loading and unloading.

Body options



More space: The extended sidewalls increase the height of the walls from 300/350 to 500 mm – for large loadings**.



A safe enclosure: The steel mesh attachment is particularly suitable for transporting garden waste. Böckmann recommends using a container net to prevent lightweight material from blowing onto the road.



No matter what the weather: The canvas and frame construction with optional sliding canvas protects your transport goods reliably from the effects of the weather. Other canvas colours and heights as well as individual illustrations and captions are available on request.

Supports



Original Böckmann quality:
Swivelling, removable telescopic crank drop legs.

Window transport

Clear as glass:
C-rails for mounting window frames.



Storage



Storage space for important tools:
With generous dimensions (440 x 150 x 210 mm) and a max. load capacity of 20 kg, the extremely spacious storage box can also be locked.




Practical: The side sliding canvas available as an accessory for the canvas and frame construction is ideal for quick and convenient loading on one side.

* Specified load capacities only apply to loading rails. Please always observe the permitted total weight or payload of your trailer before loading. – We recommend using the loading rails in combination with supports.

** Front wall cannot be folded completely if sidewall extensions and the box attachment are fitted

At a glance: Original Böckmann accessories.



	HL/HL-F SERIES								
	HL-AL 2514	HL-AL/HL-AL-F 2516	HL-AL/HL-AL-F 3016	HL-AL/HL-AL-F 3218	HL-AL/HL-AL-F 4118	HL-AL/HL-AL-F 4121	HL-AL/HL-AL-F 5121	HL-AL/HL-AL-F 6221	HL-AL/HL-AL-F 6224
Chassis									
Wheel shock absorber	■	■	■	■	■	■	■	■	■
Drawbar extension (on request)									
Spare wheels and holders	■	■	■	■	■	■	■	■	■
DIN drawbar eye	■	■	■	■	■	■	■	■	■
World-class chassis WCF[®] PLUS (details on page 10/11)	—	—	—	■	■	■	—	—	—
Body options									
Storage box* (protected from spray water)	■	■	■	■	■	■	■	■	■
Frame and pvc canvas	■	■	■	■	■	■	■	■	■
Frame and pvc canvas, can be raised on one side	■	■	■	■	■	■	■	■	■
Sliding canvas, lateral sliding canvas (from HL-AL 5121/HL-AL 6224 with middle rung)	■	■	■	■	■	■	■	■	■
Steel mesh attachment, 1000 mm high	■	■	■	■	■	■	—	—	—
C-rail recessed in floor	■	■	■	■	■	■	■	■	■
Sidewalls raised from 300/350 to 500 mm**	■	■	■	■	■	■	■	■	■
Box attachment**	■	■	■	■	■	■	■	■	■
Solid angle lever locks	■	■	■	■	■	■	■	■	—
Aluminium checker plate on floor	■	■	■	■	■	■	■	■	■
Galvanised steel panel on floor	■	■	■	■	■	■	■	■	■
Transport safety									
Sidewall gallery, hot-dip galvanised	■	■	■	■	■	■	■	■	■
Front wall gallery, hot-dip galvanised	■	■	■	■	■	■	■	■	■
Recessed lashing lugs	■	■	■	■	■	■	■	■	■
Additional recessed lashing bars	■	■	■	■	■	■	■	■	■
Loading rails									
Aluminium loading rails, insertable	—	■	■	■	■	■	■	■	■
Supports									
Telescoping crank supports	■	■	■	■	■	■	■	■	■
Jockey wheels									
Jockey wheel	■	■	□	—	—	—	—	—	—
Automatic jockey wheel	■	■	■	□	□	□	□	□	□

□ Already basic equipment ■ Available as accessory — Not available





* Not in combination with telescopic crank drop legs; only available for single axle version of HL-AL 2516 up to 1500 kg

** Front wall cannot be folded completely if sidewall extensions and the box attachment are fitted

Adding accessories increases the unladen weight (basic weight) and reduces the payload.

Please refer to our price list for the complete accessories catalogue. Your kind and competent Böckmann partner will gladly advise you!

By professionals for professionals: Platform trailers by Böckmann.

	Model	Inner body dimensions			Middle rungs	Total weight kg	Pay-load kg	Jockey wheel	Loading height mm	Overrun brake
		Length mm	Width mm	Height mm						
<i>HL series</i> Single axle models	 HL-AL 2514/75	2560	1400	300	No	750	510	No	630	No
	HL-AL 2514/135 /15	2560	1400	300	No	1350/1500	1024/1174	Yes	650	Yes
	HL-AL 2516/135 /15	2560	1650	300	No	1350/1500	990/1172	Yes	650	Yes
<i>HL series</i> Twin axle models	 HL-AL 2516/20	2560	1650	300	No	2000	1544	Yes	680	Yes
	HL-AL 3016/20	3060	1650	300	No	2000	1515	Yes	680	Yes
	HL-AL 3218/20 /27	3240	1800	350	No	2000/2700	1471/2156	Autom.	760/760	Yes
	HL-AL 3218/30 /35	3240	1800	350	No	3000/3500	2404/2890	Autom.	780/780	Yes
	HL-AL 4118/27	4140	1800	350	No	2700	2070	Autom.	760	Yes
	HL-AL 4118/30 /35	4140	1800	350	No	3000/3500	2360/2850	Autom.	780/780	Yes
	HL-AL 4121/27	4140	2100	350	No	2700	2045	Autom.	760	Yes
	HL-AL 4121/30 /35	4140	2100	350	No	3000/3500	2310/2785	Autom.	780/780	Yes
	HL-AL 5121/27	5140	2100	350	Yes	2700	1920	Autom.	760	Yes
	HL-AL 5121/30 /35	5140	2100	350	Yes	3000/3500	2179/2645	Autom.	780/780	Yes
	 HL-AL 6221/27	6240	2100	350	Yes	2700	1587	Autom.	760	Yes
	HL-AL 6221/30 /35	6240	2100	350	Yes	3000/3500	1821/2307	Autom.	780/780	Yes
	HL-AL 6224/27	6240	2450	350	Yes	2700	1547	Autom.	760	Yes
HL-AL 6224/35	6240	2450	350	Yes	3500	2265	Autom.	780	Yes	
<i>HL-F series</i> Twin axle models with low loading height	 HL-AL 2516/20 F	2560	1650	300	No	2000	1544	Yes	650	Yes
	HL-AL 3016/20 /27 F	3060	1650	300	No	2000/2700	1515/2183	Yes/Autom.	650/650	Yes
	HL-AL 3218/20 /27 F	3240	1800	350	No	2000/2700	1441/2141	Autom.	640/640	Yes
	HL-AL 3218/30 /35 F	3240	1800	350	No	3000/3500	2401/2890	Autom.	640/640	Yes
	HL-AL 4118/27 F	4140	1800	350	No	2700	2060	Autom.	640	Yes
	HL-AL 4118/30 /35 F	4140	1800	350	No	3000/3500	2350/2840	Autom.	640/640	Yes
	HL-AL 4121/27 F	4140	2100	350	No	2700	2035	Autom.	640	Yes
	HL-AL 4121/30 /35 F	4140	2100	350	No	3000/3500	2295/2775	Autom.	640/640	Yes
	HL-AL 5121/27 F	5140	2100	350	Yes	2700	1910	Autom.	640	Yes
	HL-AL 5121/30 /35 F	5140	2100	350	Yes	3000/3500	2170/2640	Autom.	640/640	Yes
	HL-AL 6221/30 /35 F	6240	2100	350	Yes	3000/3500	1821/2307	Autom.	640/640	Yes
HL-AL 6224/35 F	6240	2450	350	Yes	3500	2265	Autom.	640	Yes	

Adding accessories increases the unladen weight (basic weight) and reduces the payload.

Subject to design and equipment changes. Weights and dimensions are approximate and may change when equipment is added; not all illustrations show the basic equipment version. Please refer to our price list for the complete accessories catalogue. Your Böckmann partner will gladly advise you! Discover other Böckmann transport solutions:



Horse trucks



Horse trailers



Box trailers



Tipping trailers



Vehicle transporters



Plant trailers



Van trailers



Cattle trailers

Your Böckmann partner
for consultation and service:

